

# CHARACTERISTICS OF EITC-ELIGIBLE TAXPAYERS, 2007

METRO AREA:

## Detroit-Warren-Livonia, MI

The Metropolitan Policy Program at Brookings

### EITC-ELIGIBLE POPULATION

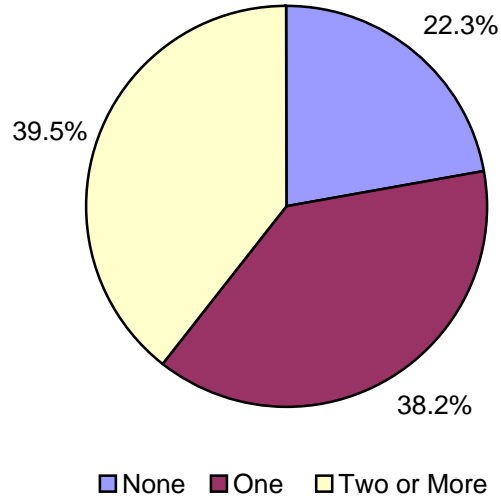
Total EITC-Eligible Tax Units 368,921      Total Population in EITC-Eligible Units 1,098,814

### EITC-ELIGIBLE FILING UNIT CHARACTERISTICS

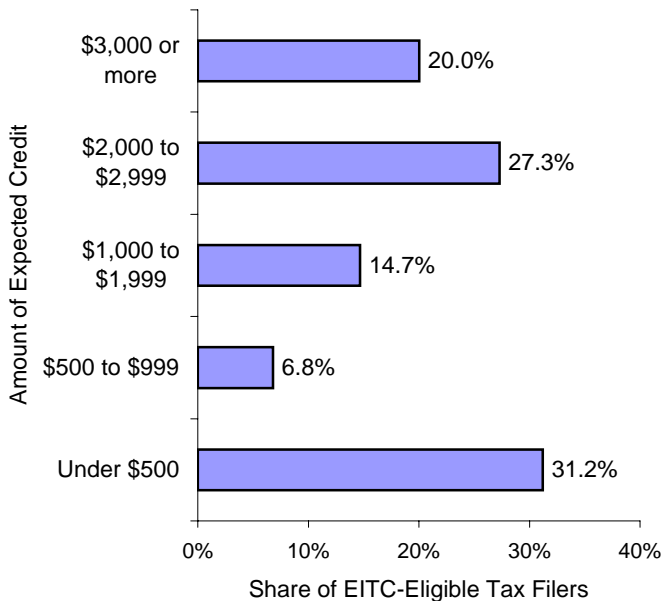
#### Filing Status

Married, Filing Jointly 20.3%  
 Head of Household 59.6%  
 Single 20.1%

#### Number of Qualifying Children



#### Size of Expected Earned Income Tax Credit

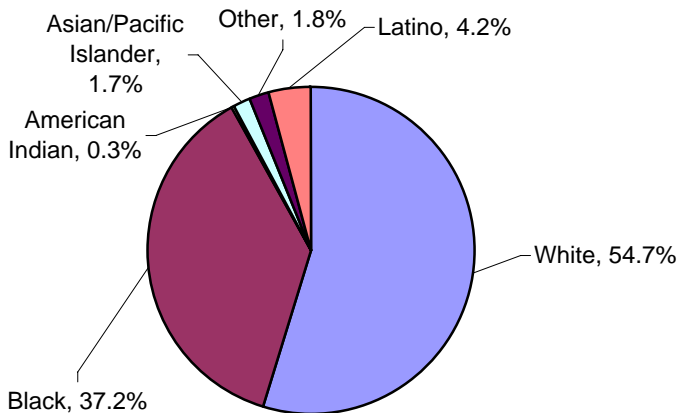


#### Adjusted Gross Income

\$1 to \$4,999 21.3%  
 \$5,000 to \$9,999 20.1%  
 \$10,000 to \$14,999 16.1%  
 \$15,000 to \$19,999 11.0%  
 \$20,000 to \$24,999 11.0%  
 \$25,000 to \$29,999 8.7%  
 \$30,000 to \$39,999 11.9%

### EITC-ELIGIBLE TAX FILER CHARACTERISTICS

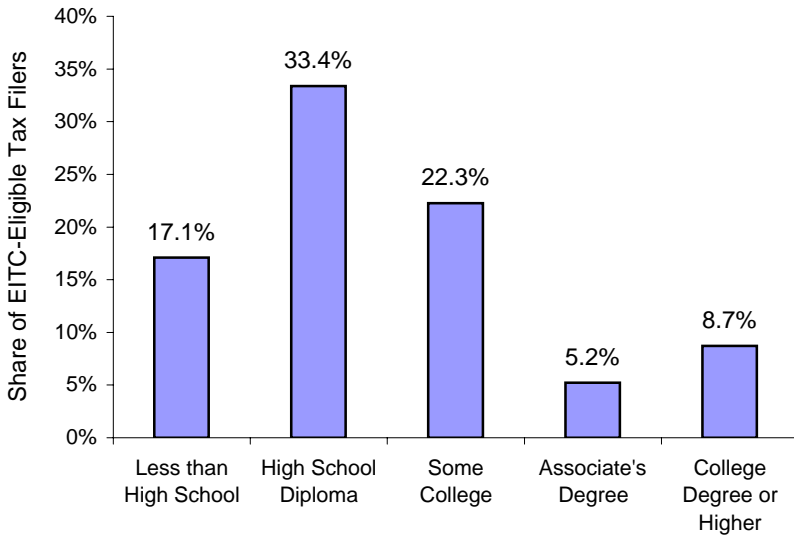
#### Race and Ethnicity of Taxpayer



#### Age of Taxpayer

Under 25 years 13.3%  
 25 to 34 years 27.1%  
 35 to 44 years 25.7%  
 45 to 54 years 17.6%  
 55 years and over 16.4%

**Highest Level of Education Attained by Taxpayer**



**Home Ownership**

Owner-occupied, with mortgage	44.9%
Owner-occupied, no mortgage	14.8%
Renter-occupied	38.0%

**Receipt of Food Stamps**

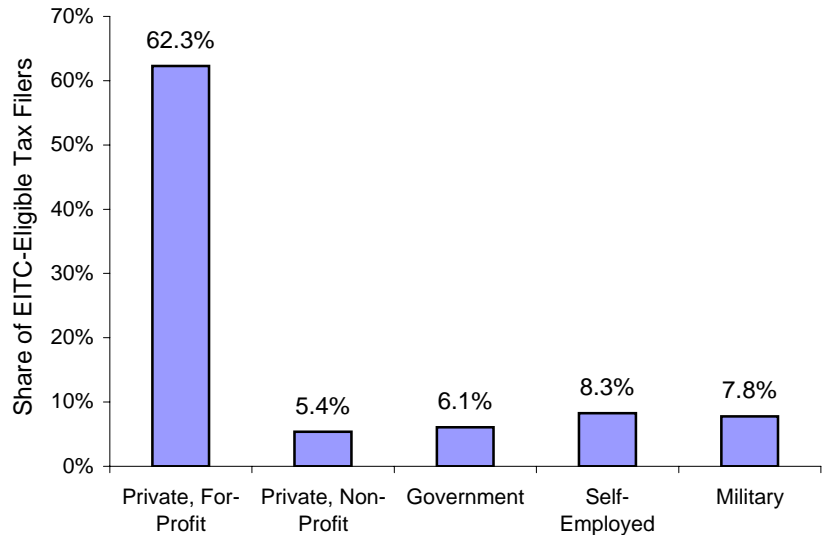
Share of tax filers in households that receive food stamps	30.1%
--	-------

**Language Spoken at Home**

English	87.3%
Spanish	3.8%
Arabic	3.4%
Other	5.5%

\* "Other" includes any language that is spoken by (a) less than 1% of taxpayers, or (b) less than 2,000 taxpayers in total.

**Sector of Work for Taxpayers**



\* Categories may not add to 100%. Remainder represents taxpayers who identified themselves as unemployed.

**Top Five Occupations**

Office Administration	11.8%
Sales	10.7%
Production/Manufacturing	10.6%
Food Preparation	9.4%
Transportation	7.4%

**Top Five Industries**

Manufacturing	13.4%
Retail Trade	13.2%
Healthcare	12.9%
Accommodation/Food Services	9.9%
Construction	6.7%