

CHARACTERISTICS OF EITC-ELIGIBLE TAXPAYERS, 2007

METRO AREA:

Grand Rapids-Wyoming, MI

The Metropolitan Policy Program at Brookings

EITC-ELIGIBLE POPULATION

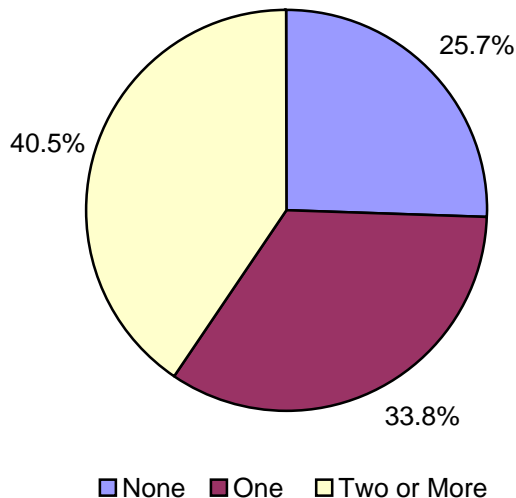
Total EITC-Eligible Tax Units	64,469	Total Population in EITC-Eligible Units	180,803
-------------------------------	--------	---	---------

EITC-ELIGIBLE FILING UNIT CHARACTERISTICS

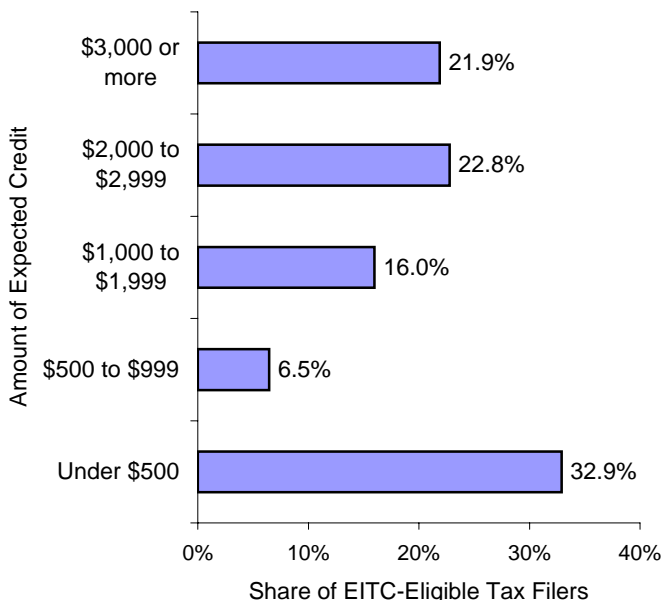
Filing Status

Married, Filing Jointly	23.3%
Head of Household	53.6%
Single	23.1%

Number of Qualifying Children



Size of Expected Earned Income Tax Credit

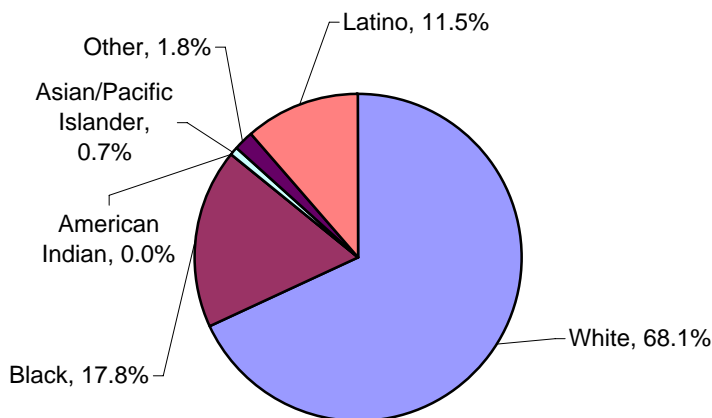


Adjusted Gross Income

\$1 to \$4,999	22.6%
\$5,000 to \$9,999	18.8%
\$10,000 to \$14,999	15.0%
\$15,000 to \$19,999	9.1%
\$20,000 to \$24,999	11.5%
\$25,000 to \$29,999	9.6%
\$30,000 to \$39,999	13.5%

EITC-ELIGIBLE TAX FILER CHARACTERISTICS

Race and Ethnicity of Taxpayer

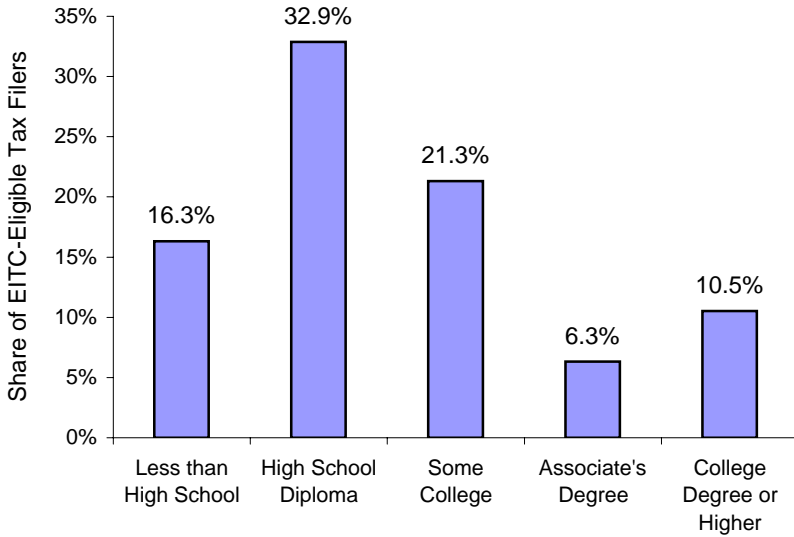


Age of Taxpayer

Under 25 years	12.7%
25 to 34 years	34.0%
35 to 44 years	18.8%
45 to 54 years	20.6%
55 years and over	14.0%

EITC-ELIGIBLE TAX FILER CHARACTERISTICS (CONTINUED)

Highest Level of Education Attained by Taxpayer



Home Ownership

Owner-occupied, with mortgage	44.4%
Owner-occupied, no mortgage	8.2%
Renter-occupied	43.2%

Receipt of Food Stamps

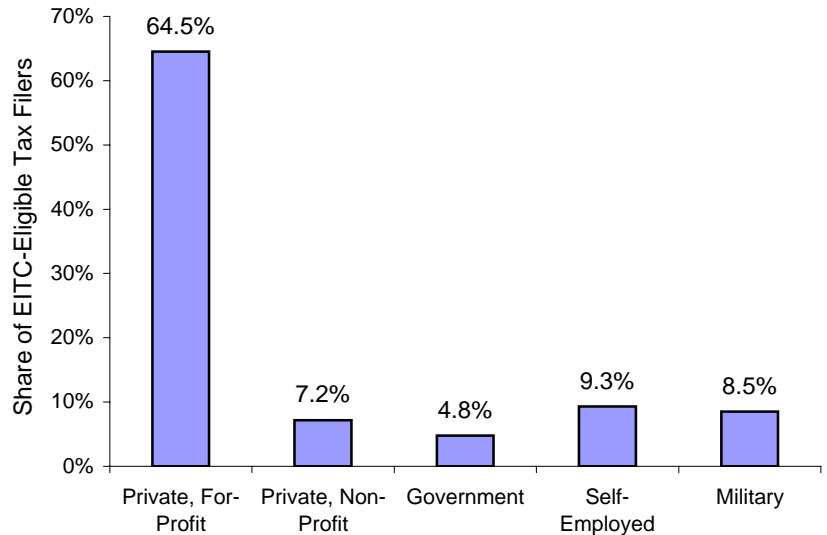
Share of tax filers in households that receive food stamps	29.9%
--	-------

Language Spoken at Home

English	84.6%
Spanish	10.2%
Other	5.2%

* "Other" includes any language that is spoken by (a) less than 1% of taxpayers, or (b) less than 2,000 taxpayers in total.

Sector of Work for Taxpayers



* Categories may not add to 100%. Remainder represents taxpayers who identified themselves as unemployed.

Top Five Occupations

Production/Manufacturing	14.3%
Office Administration	12.3%
Transportation	11.3%
Sales	8.6%
Food Preparation	6.6%

Top Five Industries

Manufacturing	17.1%
Retail Trade	15.1%
Healthcare	12.8%
Accommodation/Food Services	8.4%
Construction	7.2%