

# CHARACTERISTICS OF EITC-ELIGIBLE TAXPAYERS, 2007

STATE:

## Michigan

The Metropolitan Policy Program at Brookings

### EITC-ELIGIBLE POPULATION

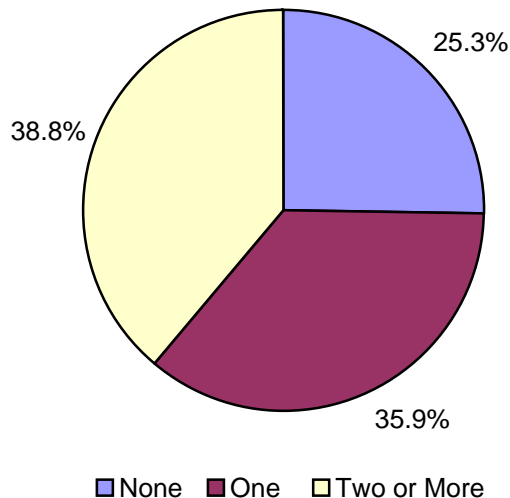
Total EITC-Eligible Tax Units	857,590	Total Population in EITC-Eligible Units	2,438,177
-------------------------------	---------	---	-----------

### EITC-ELIGIBLE FILING UNIT CHARACTERISTICS

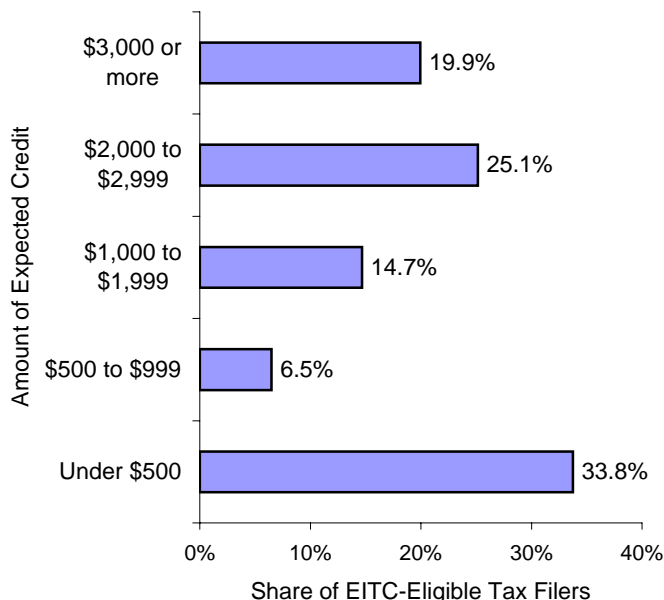
#### Filing Status

Married, Filing Jointly	22.6%
Head of Household	55.2%
Single	22.3%

#### Number of Qualifying Children



#### Size of Expected Earned Income Tax Credit

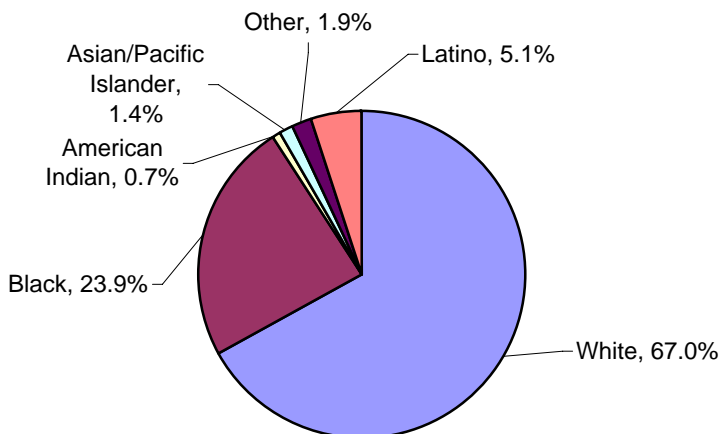


#### Adjusted Gross Income

\$1 to \$4,999	21.3%
\$5,000 to \$9,999	19.8%
\$10,000 to \$14,999	16.6%
\$15,000 to \$19,999	10.4%
\$20,000 to \$24,999	10.4%
\$25,000 to \$29,999	9.0%
\$30,000 to \$39,999	12.5%

### EITC-ELIGIBLE TAX FILER CHARACTERISTICS

#### Race and Ethnicity of Taxpayer

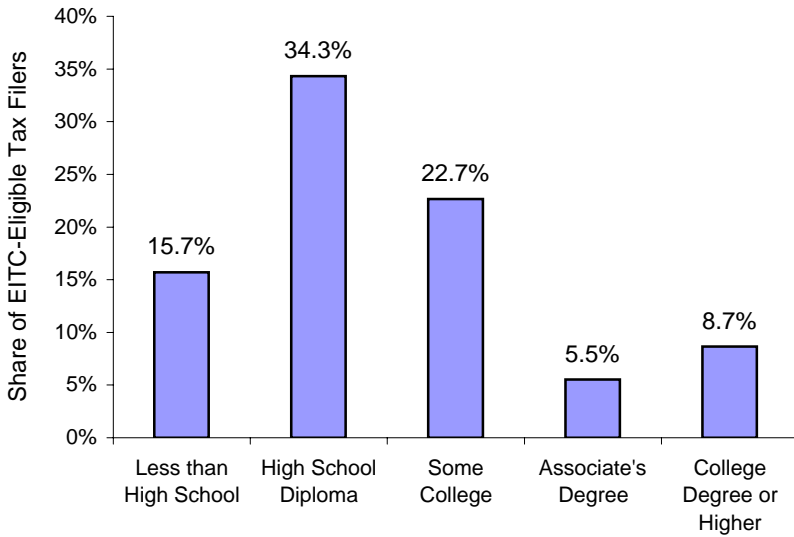


#### Age of Taxpayer

Under 25 years	13.1%
25 to 34 years	30.4%
35 to 44 years	24.0%
45 to 54 years	17.4%
55 years and over	15.1%

**EITC-ELIGIBLE TAX FILER CHARACTERISTICS (CONTINUED)**

**Highest Level of Education Attained by Taxpayer**



**Home Ownership**

Owner-occupied, with mortgage	43.5%
Owner-occupied, no mortgage	14.8%
Renter-occupied	38.2%

**Receipt of Food Stamps**

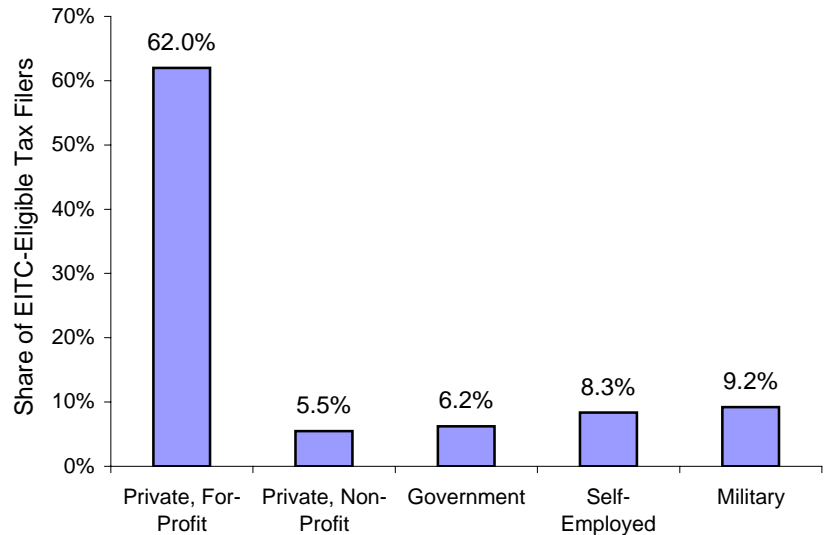
Share of tax filers in households that receive food stamps	31.2%
--	-------

**Language Spoken at Home**

English	90.4%
Spanish	4.0%
Arabic	1.6%
Other	4.0%

\* "Other" includes any language that is spoken by (a) less than 1% of taxpayers, or (b) less than 2,000 taxpayers in total.

**Sector of Work for Taxpayers**



\* Categories may not add to 100%. Remainder represents taxpayers who identified themselves as unemployed.

**Top Five Occupations**

Production/Manufacturing	11.9%
Office Administration	10.7%
Sales	9.9%
Food Preparation	8.9%
Transportation	8.0%

**Top Five Industries**

Manufacturing	14.3%
Healthcare	12.5%
Retail Trade	12.1%
Accommodation/Food Services	10.2%
Construction	8.0%