

CHARACTERISTICS OF EITC-ELIGIBLE TAXPAYERS, 2007

METRO AREA:

Lansing-East Lansing, MI

The Metropolitan Policy Program at Brookings

EITC-ELIGIBLE POPULATION

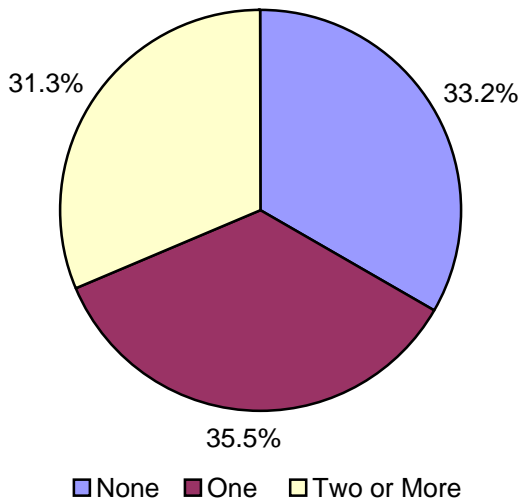
Total EITC-Eligible Tax Units	31,836	Total Population in EITC-Eligible Units	78,124
-------------------------------	--------	---	--------

EITC-ELIGIBLE FILING UNIT CHARACTERISTICS

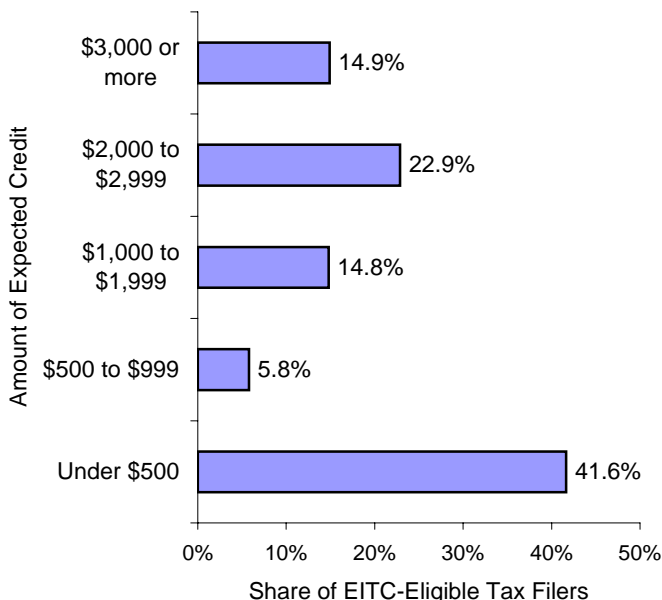
Filing Status

Married, Filing Jointly	17.9%
Head of Household	52.6%
Single	29.5%

Number of Qualifying Children



Size of Expected Earned Income Tax Credit

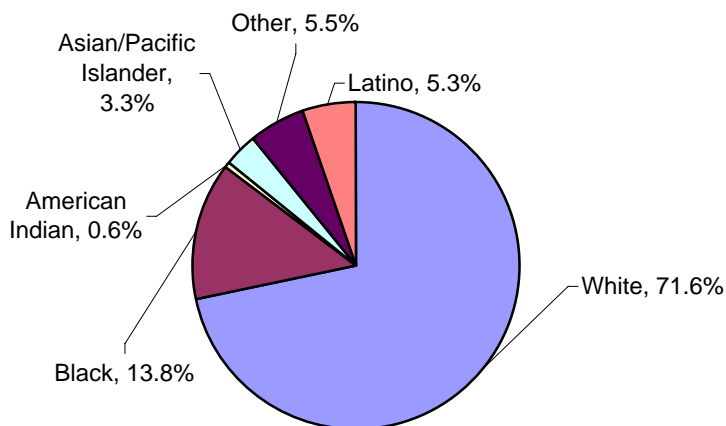


Adjusted Gross Income

\$1 to \$4,999	27.5%
\$5,000 to \$9,999	19.5%
\$10,000 to \$14,999	18.6%
\$15,000 to \$19,999	7.7%
\$20,000 to \$24,999	6.9%
\$25,000 to \$29,999	9.2%
\$30,000 to \$39,999	10.6%

EITC-ELIGIBLE TAX FILER CHARACTERISTICS

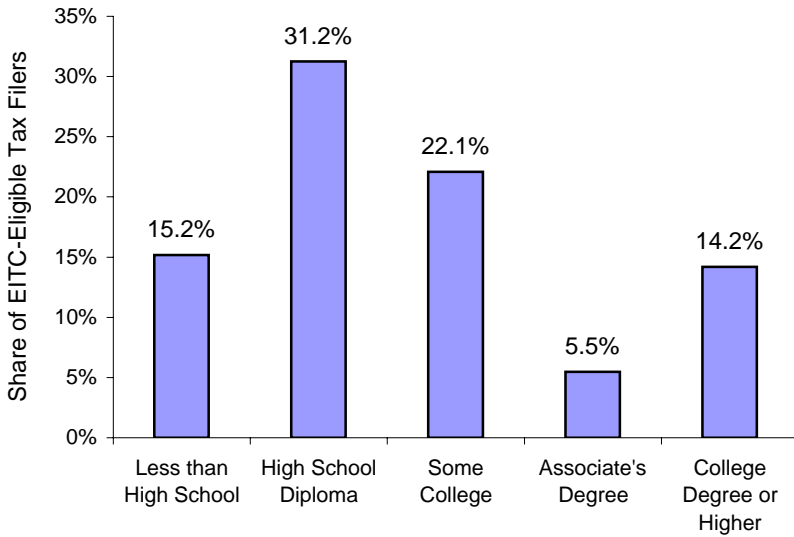
Race and Ethnicity of Taxpayer



Age of Taxpayer

Under 25 years	11.8%
25 to 34 years	35.4%
35 to 44 years	21.9%
45 to 54 years	17.4%
55 years and over	13.5%

Highest Level of Education Attained by Taxpayer



Home Ownership

Owner-occupied, with mortgage	39.1%
Owner-occupied, no mortgage	15.6%
Renter-occupied	43.7%

Receipt of Food Stamps

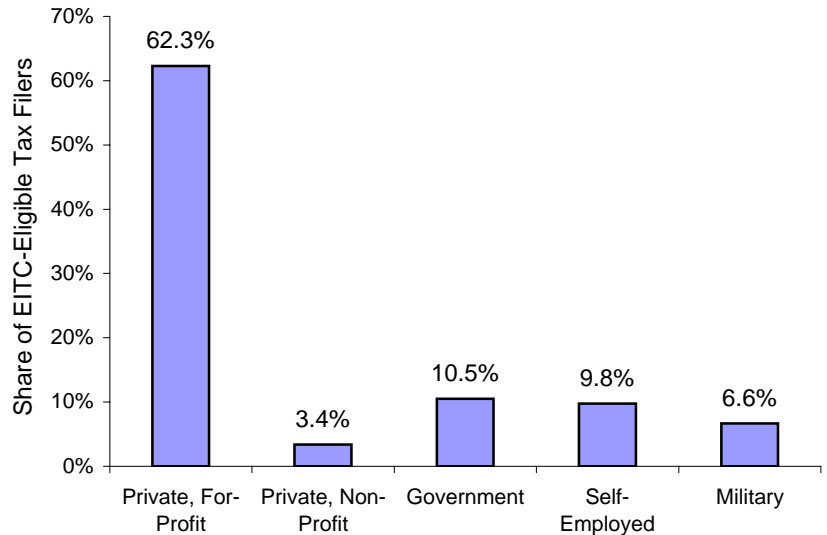
Share of tax filers in households that receive food stamps	35.7%
--	-------

Language Spoken at Home

English	90.9%
Other	9.1%

* "Other" includes any language that is spoken by (a) less than 1% of taxpayers, or (b) less than 2,000 taxpayers in total.

Sector of Work for Taxpayers



* Categories may not add to 100%. Remainder represents taxpayers who identified themselves as unemployed.

Top Five Occupations

Transportation	11.0%
Sales	9.5%
Office Administration	9.4%
Personal Care Services	8.0%
Construction/Mining	7.8%

Top Five Industries

Healthcare	12.5%
Retail Trade	11.5%
Accommodation/Food Services	9.8%
Manufacturing	9.4%
Administrative Services	9.0%